


Foam sealing material

SEAL-SAVER

Offers a high level of waterproofing while maintaining all the basic function of NITTO EPTSEALER



Outline

Realizes high water sealing performance while maintaining all the basic functions of NITTO EPTSEALER, the high-function sealing material that protects automobile interiors from rain, wind, heat and impact. SEAL-SAVER is a high-function waterproof sealing material that is easy to work with and is able to provide a watertight seal with minimal pressure.

Features


- The main component, EPDM rubber foam, displays superior resistance to heat, weather, and chemicals (acids and alkalis) as compared with general purpose rubbers.
- Nitto Denko's adhesive technology has been utilized to add a special waterproof layer to the foam materials. Does not display its adhesive property before applying, and it does not harm workability.
- Providing a high level of waterproofing with very little compression, SEAL-SAVER can be thinner than general foam.
- Flexibility and low rebound make assembly work easier.

Structure

SA-612(high water pressure resistant type)



SA-212(standard type)



Standard Size

Product No.	Thickness (mm)	Width (mm)	Length (m)
SA-612	3/5/8/10	900	2
SA-212	5/8/10		

Doc No. EPT-031-E-2 2013/09/19 1/5

Notes: This data represents examples of measured values, and not guaranteed values. They do not guarantee compatibility with the applications described in these documents. Please confirm compatibility with your application prior to use. We retain all rights, including copyrights, for the contents of these documents. Copying, reprinting and use for purposes other than originally intended are strictly prohibited without our prior expressed permission. Contact details are provided at the end of this document. Please do not hesitate to contact us for any inquiry.

Applications

- Waterproofing for high mount stop lamp.
- Waterproofing for rear combination lamp.

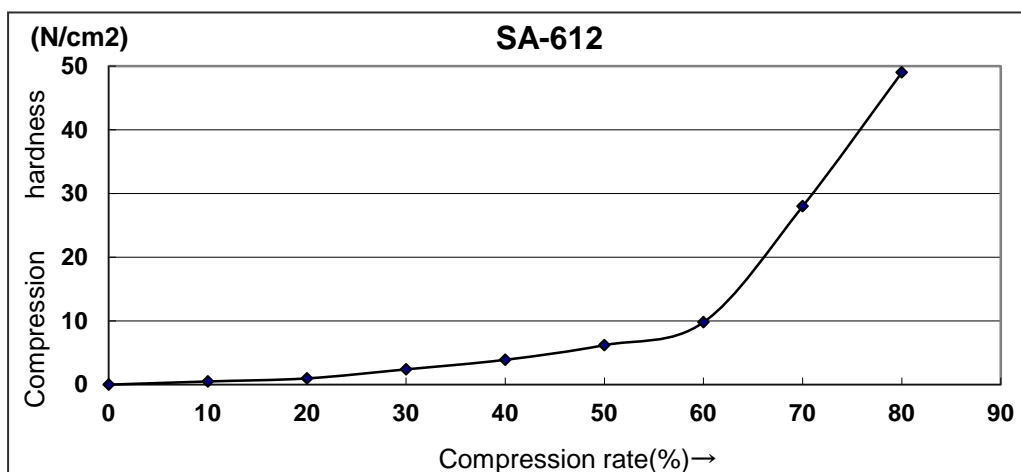
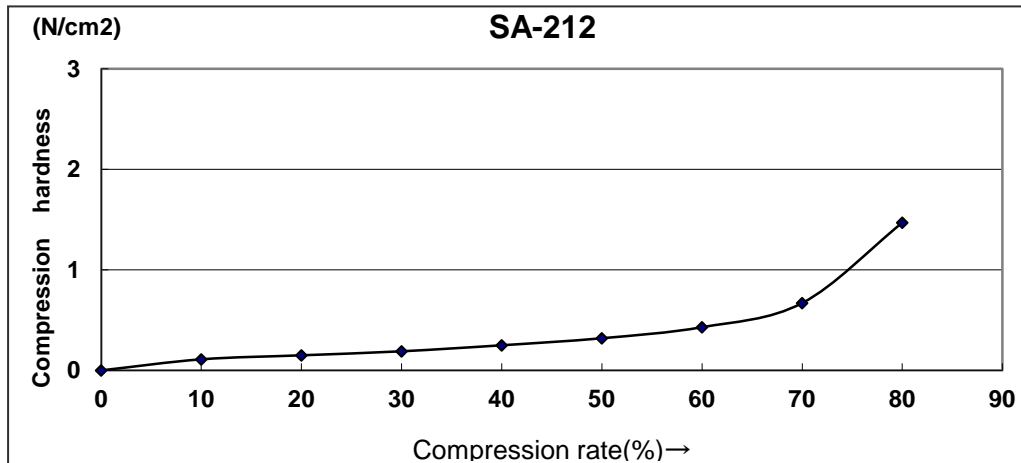
Propertie

Conform to JIS K 6767

Product No.	Density (g/cm ³)	Tensile strength (N/cm ²)	Foam elongation (%)
SA-612	0.12	35.3	260
SA-212	0.08	6.0	280

- Compression Ratio vs. Compression Hardness Relations

$$\text{Compression rate(\%)} = \frac{\text{thickness before compression} - \text{thickness after compression}}{\text{thickness before compression}} \times 100$$



Doc No. EPT-031-E-2 2013/09/19 2/5

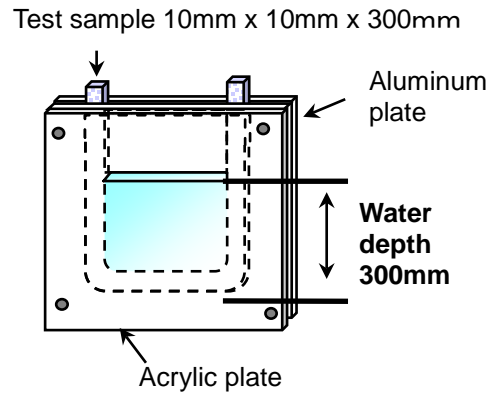
Notes: This data represents examples of measured values, and not guaranteed values. They do not guarantee compatibility with the applications described in these documents. Please confirm compatibility with your application prior to use. We retain all rights, including copyrights, for the contents of these documents. Copying, reprinting and use for purposes other than originally intended are strictly prohibited without our prior expressed permission. Contact details are provided at the end of this document. Please do not hesitate to contact us for any inquiry.

● Compression rate vs. Watertightness Relations

Compression(%)	SA-212	SA-612
10	○	○
30	○	○
50	○	○
70	○	○
90	○	○

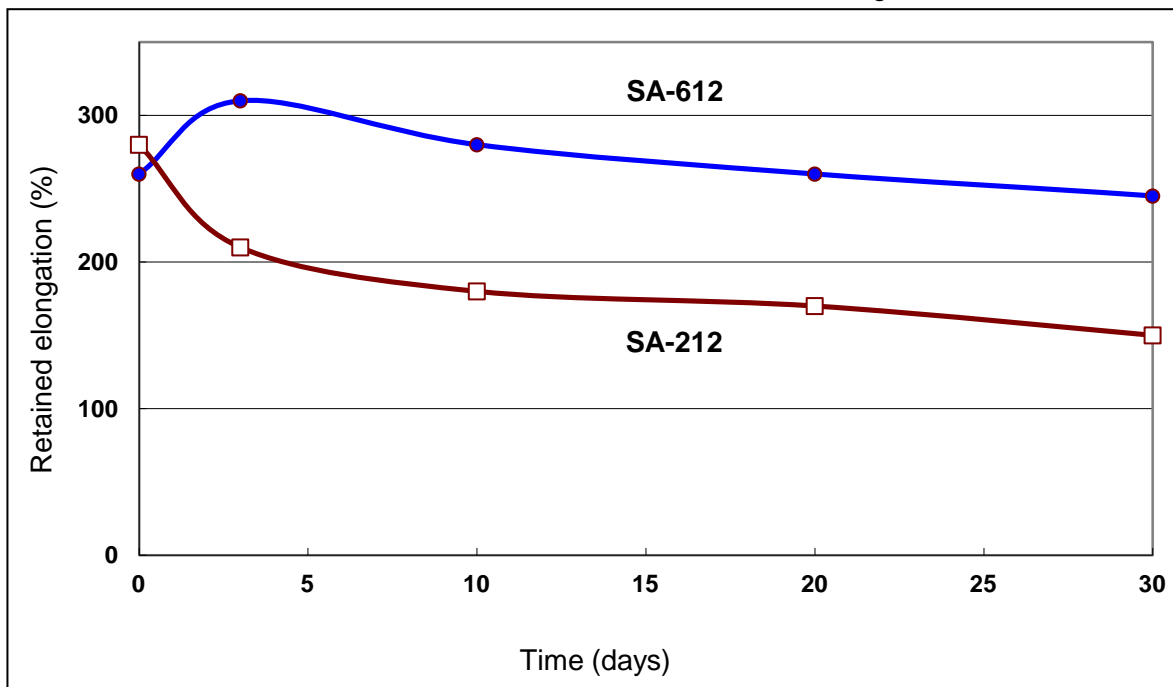
○: No water leakage after 24hour
 ×: Water leakage within 24hour

Note
 U-shaped 10mm thickness and wide test specimens were punched out and placed between acrylic and aluminum plates for compression to a preset load. Then the test specimens were filled with water to the depth of 100mm, and checked for leakage.



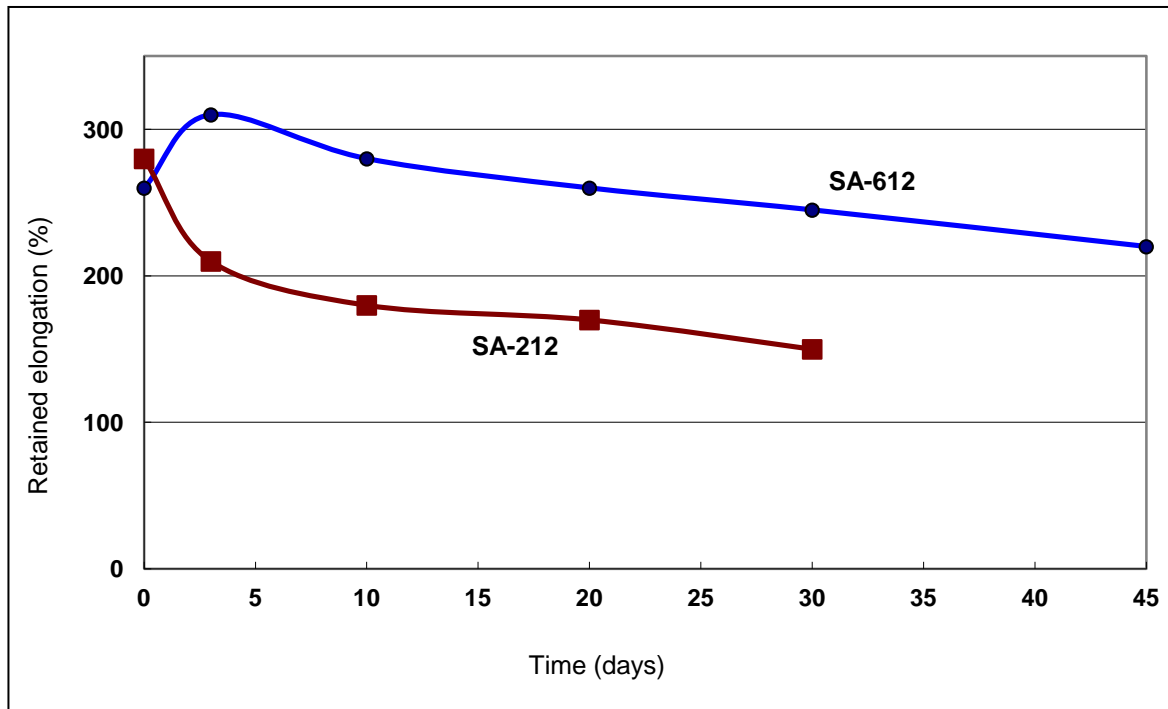
● Heat Resistance

Test method: JIS K 6767 Heating condition: 100°C



● Weatherability

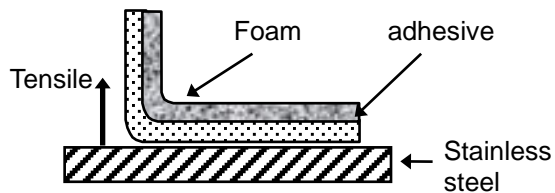
Test method : JIS K 6767 Radiated by sunshine weatherometer



● Peeling adhesion

SA-212	SA-612
8.6	7.5

N/15mm



Test method

A 15mm wide piece of foam/tape is applied to stainless steel with a 2kg roller passed back and force once. After allowing it to set for 30minutes, adhesive strength is measured by peeling the foam/tape at a 90° angle.

Pulling rate: 300mm/min. Measurement temperature : Room temperature

Doc No. EPT-031-E-2 2013/09/19 4/5

Notes: This data represents examples of measured values, and not guaranteed values. They do not guarantee compatibility with the applications described in these documents. Please confirm compatibility with your application prior to use. We retain all rights, including copyrights, for the contents of these documents. Copying, reprinting and use for purposes other than originally intended are strictly prohibited without our prior expressed permission. Contact details are provided at the end of this document. Please do not hesitate to contact us for any inquiry.

Precautions

- Wipe oil, moisture, and dust off the surface of adherends thoroughly before application.
- When processing foam/synthetic resin adhesive into ribbons, make sure to cut and process it in lengthwise. If it is cut in widthwise, the tape may stretch when using.
- The adhesive is pressure-sensitive. Handle it with utmost care.
- Most recommended temperature for adhesion is above 10°C. (If the temperature is below 10°C (like in winter), their initial adhesive strength will be low.)
- Place the original roll of these products horizontally for storage to avoid deformation.
- Keep the products away from high temperatures and humidity, and store them in a dark cool place avoiding direct sunlight.
- The numbers in this data sheet are typical measurements in our laboratory, and not guaranteed values.
- Make sure the product is suitable for the application (objective and conditions) before attempting to use. The tape may come off depending on the substrate to which it is applied or conditions under which it is applied.

Authorized Distributor



K. R. Anderson, Inc.
www.krafab.com
408-825-1900

Doc No. EPT-031-E-2 2013/09/19 5/5

Notes: This data represents examples of measured values, and not guaranteed values. They do not guarantee compatibility with the applications described in these documents. Please confirm compatibility with your application prior to use. We retain all rights, including copyrights, for the contents of these documents. Copying, reprinting and use for purposes other than originally intended are strictly prohibited without our prior expressed permission. Contact details are provided at the end of this document. Please do not hesitate to contact us for any inquiry.